



# COVID-19 Epidemiology Update

OTTAWA PUBLIC HEALTH. Report compiled on May 2, 2020, 11:00 am

## Contents

Purpose .....	0
Summary .....	0
Cases Over Time.....	1
Case Characteristics.....	3
Outbreaks .....	4
Data Notes & Sources .....	6
Data Tables .....	7

Ottawa Public Health (OPH) is transitioning to a new case management and reporting system. This transition will position OPH to better manage COVID-19 case volumes, facilitate remote work options for the case management team, and continue to uphold provincial reporting obligations. To support the transition, OPH is currently conducting quality assurance to validate the data in the new system. In the interim, a snapshot report will be posted until the transition is complete.

## Purpose

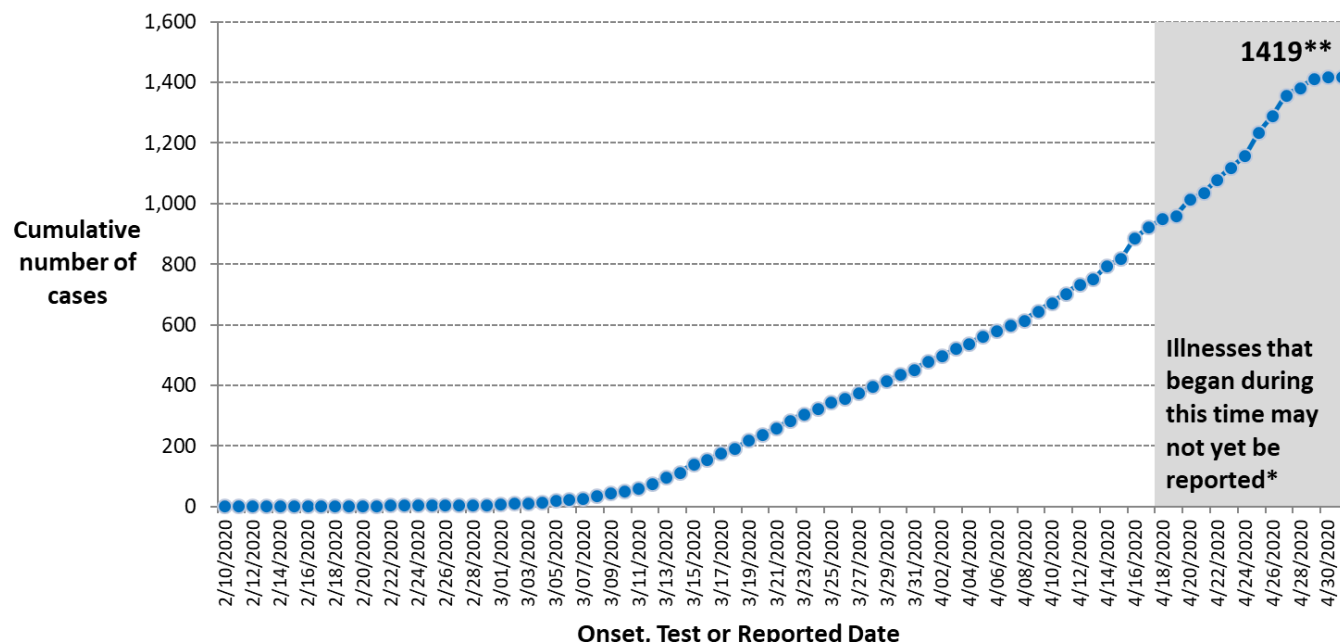
This daily report provides an epidemiologic summary of COVID-19 activity in Ottawa to date. The report includes the most current information available from the COVID-19 Ottawa Database (COD) as of 2:00 pm May 1, 2020 and the integrated Public Health Information System (iPHIS) as of 4:00 p.m. May 1, 2020.

## Summary

- 1,420 laboratory-confirmed cases, including 78 deaths, have been reported in Ottawa.
- This includes 48 new cases and 2 new deaths since the previous report.
- There are 23 ongoing outbreaks in [institutions](#).

## Cases Over Time

**Figure 1. Cumulative epidemiological curve of Ottawa residents with confirmed COVID-19, by the EARLIEST of onset date, test and reported date**

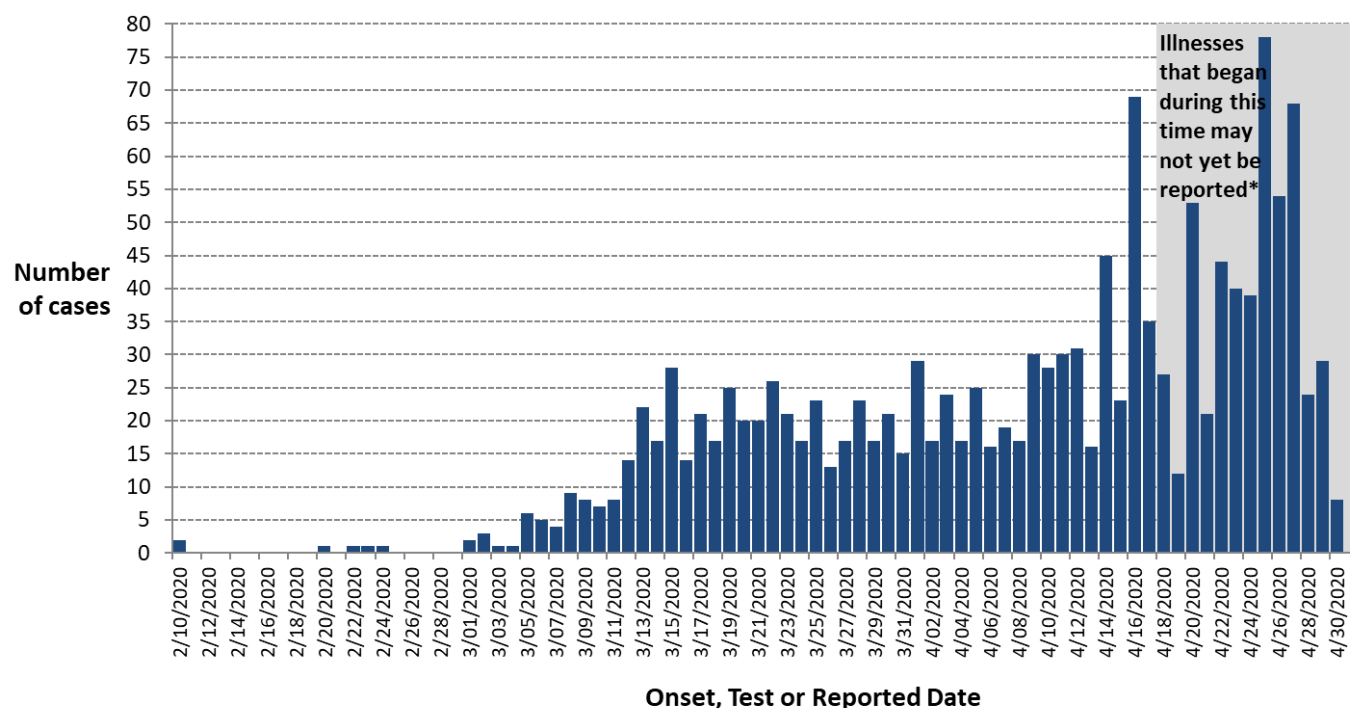


### Notes:

1. Data are from Ontario Data Catalogue of confirmed positive cases of COVID19 in Ottawa downloaded 10:30 am on May 2, representing data pulled from the COD as of 2:00 p.m. on May 1, 2020.
2. \*\*Four dates prior to February 2020 were inaccurate; 3 were corrected based on case management files; and one has been excluded from this figure.
3. The onset date is the earliest of symptom onset, laboratory testing, and reporting dates. This means that in the graphs, cases are shown based on when the person's symptoms started, or if that is not known, the date that they were tested. If the test date is not known, the date that the case was reported to public health is used. As the case is investigated and more information is available, the dates in the graph are updated.
4. Confirmed cases are those with a confirmed COVID-19 laboratory result as per the Ministry of Health Public health management of cases and contacts of COVID-19 in Ontario. March 25, 2020 version 6.0.
5. A patient's exposure may have occurred up to 14 days prior to onset of symptoms.
6. \*Symptomatic cases occurring in approximately the last 14 days are likely under-reported due to the time for individuals to seek medical assessment, availability of testing, and receipt of test results.



**Figure 2. Epidemiological curve of Ottawa residents with confirmed COVID-19, by the EARLIEST of onset, test and reported date (n=1,419\*\*)**



**Notes:**

1. Data are from Ontario Data Catalogue of confirmed positive cases of COVID19 in Ottawa downloaded 10:30am on May 1, representing data pulled from the COD as of 2:00 p.m. on April 30, 2020.
2. \*\*Four dates prior to February 2020 were inaccurate; 3 were corrected based on case management files; and one has been excluded from this figure.
3. The onset date is the earliest of symptom onset, laboratory testing, and reporting dates. This means that in the graphs, cases are shown based on when the person's symptoms started, or if that is not known, the date that they were tested. If the test date is not known, the date that the case was reported to public health is used. As the case is investigated and more information is available, the dates in the graph are rev.
4. Confirmed cases are those with a confirmed COVID-19 laboratory result as per the Ministry of Health Public health management of cases and contacts of COVID-19 in Ontario. March 25, 2020 version 6.0.
5. A patient's exposure may have occurred up to 14 days prior to onset of symptoms.
6. \*Symptomatic cases occurring in approximately the last 14 days are likely under-reported due to the time for individuals to seek medical assessment, availability of testing, and receipt of test results.



## Case Characteristics

**Table 1. Age and gender of Ottawa residents with confirmed COVID-19**

Measure	Number	Percentage
Case count	1,420	-
Change from previous report	48	4% increase
<b>Age</b>		
<20 years	47	3%
20 to 29 years	145	10%
30 to 39 years	186	13%
40 to 49 years	201	14%
50 to 59 years	212	15%
60 to 69 years	189	13%
70 to 79 years	126	9%
80 to 89 years	181	13%
90+ years	133	9%
Unknown	0	0%
<b>Gender</b>		
Female	816	57%
Male	598	42%
Unknown	6	<1%

**Notes:**

1. Data are from Ontario Data Catalogue of confirmed positive cases of COVID19 in Ottawa downloaded 10:30 am on May 2, representing data pulled from the COD as of 2:00 p.m. on May 1, 2020.
2. Confirmed cases are those with a confirmed COVID-19 laboratory result as per the Ministry of Health Public health management of cases and contacts of COVID-19 in Ontario. March 25, 2020 version 6.0.



**Table 2. Outcome of disease for Ottawa residents with confirmed COVID-19**

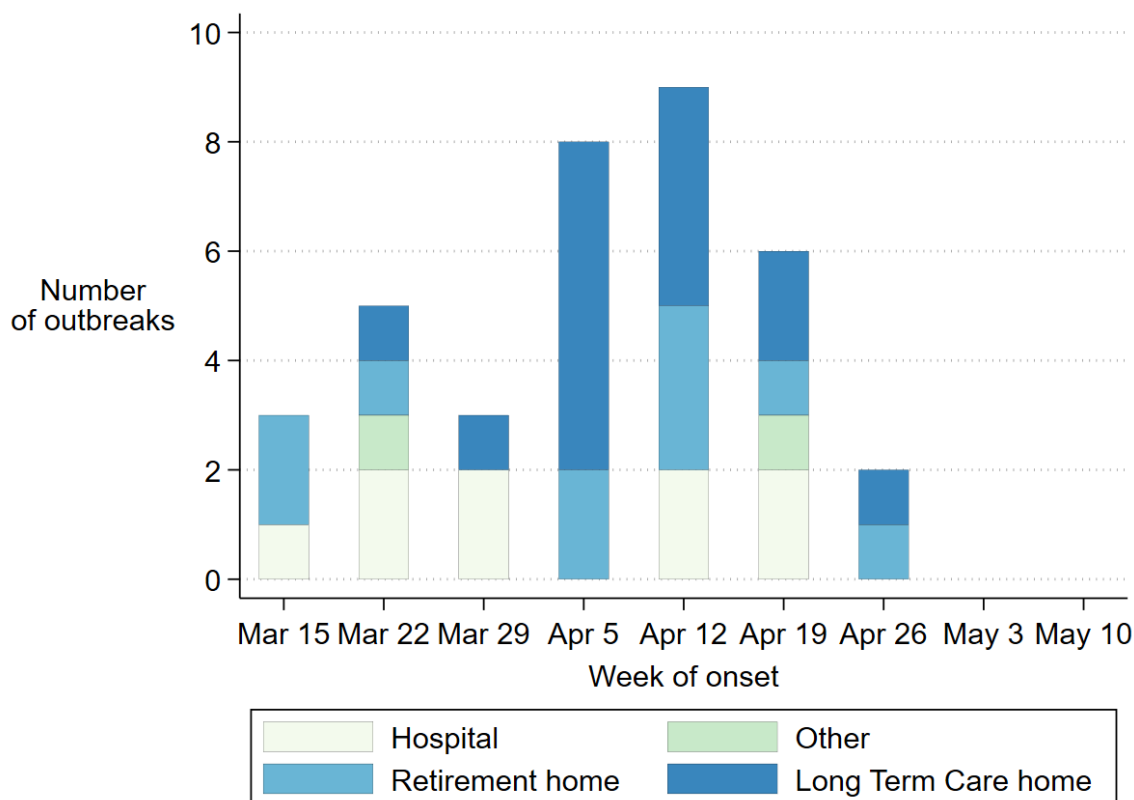
Measure	Number	Percentage
<b>All cases</b>	<b>1,420</b>	<b>-</b>
Ongoing	537	38%
Deaths	78	5%
Resolved <sup>3</sup>	805	57%

Notes:

1. Data are from Ontario Data Catalogue of confirmed positive cases of COVID19 in Ottawa downloaded 10:30 am on May 2, representing data pulled from the COD as of 2:00 p.m. on May 1, 2020.
2. Confirmed cases are those with a confirmed COVID-19 laboratory result as per the Ministry of Health Public health management of cases and contacts of COVID-19 in Ontario. March 25, 2020 version 6.0.
3. As per provincial practice, cases that are 14 days past symptom onset (if available) or 14 days past the episode date are classified as resolved for non-fatal cases that are not currently listed as hospitalized. Cases are also classified as resolved if the case is reported as “recovered” in the COD. This represents a change from all previous reports that relied solely on the classification in the COD/iPHIS and increases the number classified as Resolved.

## Outbreaks

**Figure 3. Total number of COVID-19 outbreaks in Ottawa institutions<sup>2</sup>**



Notes:



1. Data as from iPHIS as of 4:00 pm on May 1, 2020.
2. 13 outbreaks are closed and 23 are active. Investigation and data entry are ongoing.
3. Institutions include long-term care homes, retirement homes, group homes (other) and public hospitals.



## Data Notes & Sources

Data extracted represent a snapshot at the time of extraction and may differ in previous or subsequent reports. These data sources are used:

- 1) Case information
  - a. Data are from [Ontario Data Catalogue](#) of confirmed positive cases of COVID19 in Ottawa downloaded 10:30am on May 2, representing data pulled from the Ottawa Public Health COVID-19 Ottawa Database (COD) as of 2:00 p.m. on May 1, 2020.
- 2) Outbreak information
  - a. Ontario Ministry of Health, integrated Public Health Information System (iPHIS), extracted by Ottawa Public Health at 4:00 p.m. each day.

iPHIS and the COD are dynamic disease reporting systems that allow for ongoing updates to data previously entered. Data extracted from these databases represent a snapshot at the time of extraction and can be different in previous or subsequent reports.

**Please use the following citation when referencing this document:**

Ottawa Public Health. COVID-19 Epidemiology Update. May 2, 2020. Ottawa (ON): Ottawa Public Health; 2020.

**For further information about COVID-19 in Ottawa, visit [ottawapublichealth.ca](https://ottawapublichealth.ca).**



## Data Tables

### Data Table for Figures 1

Earliest of Onset, Test or Reported Date	Cumulative Number of Ottawa Residents with Confirmed COVID-19
2/10/2020	2
2/11/2020	2
2/12/2020	2
2/13/2020	2
2/14/2020	2
2/15/2020	2
2/16/2020	2
2/17/2020	2
2/18/2020	2
2/19/2020	2
2/20/2020	3
2/21/2020	3
2/22/2020	4
2/23/2020	5
2/24/2020	6
2/25/2020	6
2/26/2020	6
2/27/2020	6
2/28/2020	6
2/29/2020	6
3/01/2020	8
3/02/2020	11
3/03/2020	12
3/04/2020	13
3/05/2020	19
3/06/2020	24
3/07/2020	28
3/08/2020	37
3/09/2020	45
3/10/2020	52





<b>Earliest of Onset, Test or Reported Date</b>	<b>Cumulative Number of Ottawa Residents with Confirmed COVID-19</b>
3/11/2020	60
3/12/2020	74
3/13/2020	96
3/14/2020	113
3/15/2020	141
3/16/2020	155
3/17/2020	176
3/18/2020	193
3/19/2020	218
3/20/2020	238
3/21/2020	258
3/22/2020	284
3/23/2020	305
3/24/2020	322
3/25/2020	345
3/26/2020	358
3/27/2020	375
3/28/2020	398
3/29/2020	415
3/30/2020	436
3/31/2020	451
4/01/2020	480
4/02/2020	497
4/03/2020	521
4/04/2020	538
4/05/2020	563
4/06/2020	579
4/07/2020	598
4/08/2020	615
4/09/2020	645
4/10/2020	673
4/11/2020	703



<b>Earliest of Onset, Test or Reported Date</b>	<b>Cumulative Number of Ottawa Residents with Confirmed COVID-19</b>
4/12/2020	734
4/13/2020	750
4/14/2020	795
4/15/2020	818
4/16/2020	887
4/17/2020	922
4/18/2020	949
4/19/2020	961
4/20/2020	1014
4/21/2020	1035
4/22/2020	1079
4/23/2020	1119
4/24/2020	1158
4/25/2020	1236
4/26/2020	1290
4/27/2020	1358
4/28/2020	1382
4/29/2020	1411
4/30/2020	1419
5/01/2020	1419



**Data table for Figure 2**

<b>Earliest</b> of Onset, Test or Reported Date	Daily Total of Ottawa Residents with Confirmed COVID-19
2/10/2020	2
2/11/2020	0
2/12/2020	0
2/13/2020	0
2/14/2020	0
2/15/2020	0
2/16/2020	0
2/17/2020	0
2/18/2020	0
2/19/2020	0
2/20/2020	1
2/21/2020	0
2/22/2020	1
2/23/2020	1
2/24/2020	1
2/25/2020	0
2/26/2020	0
2/27/2020	0
2/28/2020	0
2/29/2020	0
3/01/2020	2
3/02/2020	3
3/03/2020	1
3/04/2020	1
3/05/2020	6
3/06/2020	5
3/07/2020	4
3/08/2020	9
3/09/2020	8
3/10/2020	7
3/11/2020	8



<b>Earliest</b> of Onset, Test or Reported Date	Daily Total of Ottawa Residents with Confirmed COVID-19
3/12/2020	14
3/13/2020	22
3/14/2020	17
3/15/2020	28
3/16/2020	14
3/17/2020	21
3/18/2020	17
3/19/2020	25
3/20/2020	20
3/21/2020	20
3/22/2020	26
3/23/2020	21
3/24/2020	17
3/25/2020	23
3/26/2020	13
3/27/2020	17
3/28/2020	23
3/29/2020	17
3/30/2020	21
3/31/2020	15
4/01/2020	29
4/02/2020	17
4/03/2020	24
4/04/2020	17
4/05/2020	25
4/06/2020	16
4/07/2020	19
4/08/2020	17
4/09/2020	30
4/10/2020	28
4/11/2020	30
4/12/2020	31



<b>Earliest</b> of Onset, Test or Reported Date	Daily Total of Ottawa Residents with Confirmed COVID-19
4/13/2020	16
4/14/2020	45
4/15/2020	23
4/16/2020	69
4/17/2020	35
4/18/2020	27
4/19/2020	12
4/20/2020	53
4/21/2020	21
4/22/2020	44
4/23/2020	40
4/24/2020	39
4/25/2020	78
4/26/2020	54
4/27/2020	68
4/28/2020	24
4/29/2020	29
4/30/2020	8
5/01/2020	0



**Data Table for Figure 3**

Week of symptom onset	Number of outbreaks in Ottawa hospitals	Number of outbreaks in other Ottawa institutions	Number of outbreaks in Ottawa retirement homes	Number of outbreaks in long-term care/ nursing homes in Ottawa
Mar 15	1	0	2	0
Mar 22	2	1	1	1
Mar 29	2	0	0	1
Apr 05	0	0	2	6
Apr 12	2	0	3	4
Apr 19	2	1	1	2
Apr 26	0	0	1	1
May 03				
May 10				
May 17				
May 24				
May 31				
Jun 07				
Jun 14				
Jun 21				
Jun 28				
Jul 05				
Jul 12				
Jul 19				
Jul 26				
Aug 02				
Aug 09				
Aug 16				
Aug 23				

