



COVID-19 Epidemiology Update

OTTAWA PUBLIC HEALTH. Report compiled on May 4, 2020, 11:00 am

Contents

Purpose	0
Summary	0
Cases Over Time.....	1
Case Characteristics.....	3
Outbreaks	4
Data Notes & Sources	5
Data Tables	6

Ottawa Public Health (OPH) is transitioning to a new case management and reporting system. This transition will position OPH to better manage COVID-19 case volumes, facilitate remote work options for the case management team, and continue to uphold provincial reporting obligations. To support the transition, OPH is currently conducting quality assurance to validate the data in the new system. In the interim, a snapshot report will be posted until the transition is complete.

Purpose

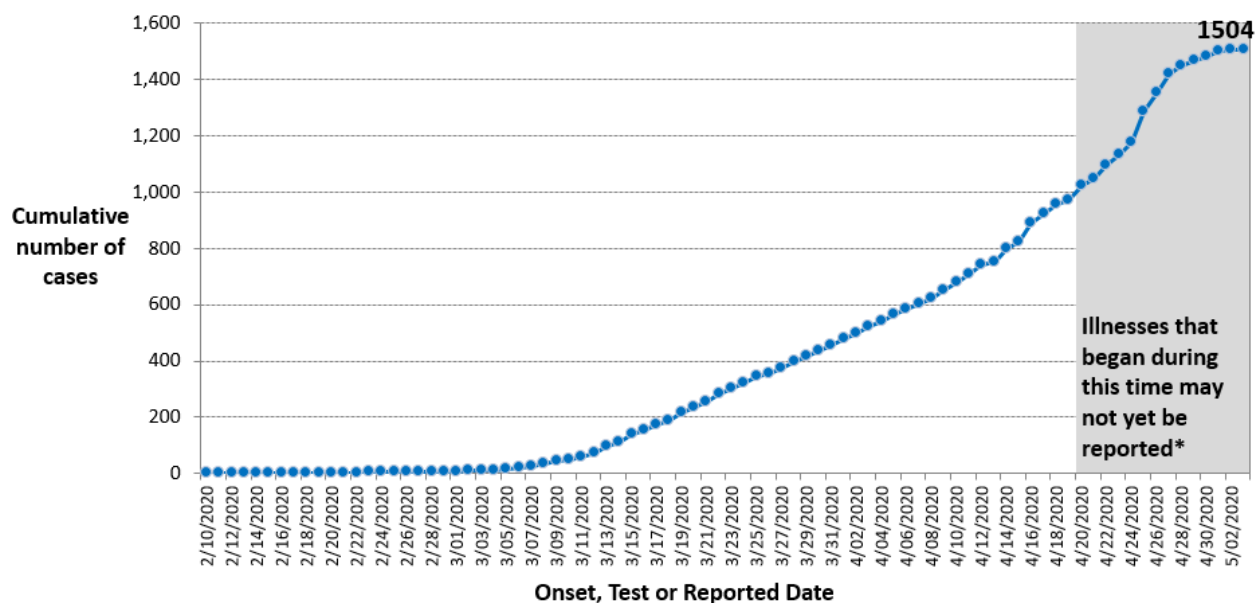
This daily report provides an epidemiologic summary of COVID-19 activity in Ottawa to date. The report includes the most current information available from the COVID-19 Ottawa Database (COD) as of 2:00 pm May 3, 2020 and the integrated Public Health Information System (iPHIS) as of 4:00 p.m. May 3, 2020.

Summary

- 1,504 laboratory-confirmed cases, including 127 deaths, have been reported in Ottawa.
- This includes 21 new cases and 35 new deaths since the previous report.
- There are 24 ongoing outbreaks in [institutions](#).

Cases Over Time

Figure 1. Cumulative epidemiological curve of Ottawa residents with confirmed COVID-19, by the EARLIEST of onset date, test and reported date

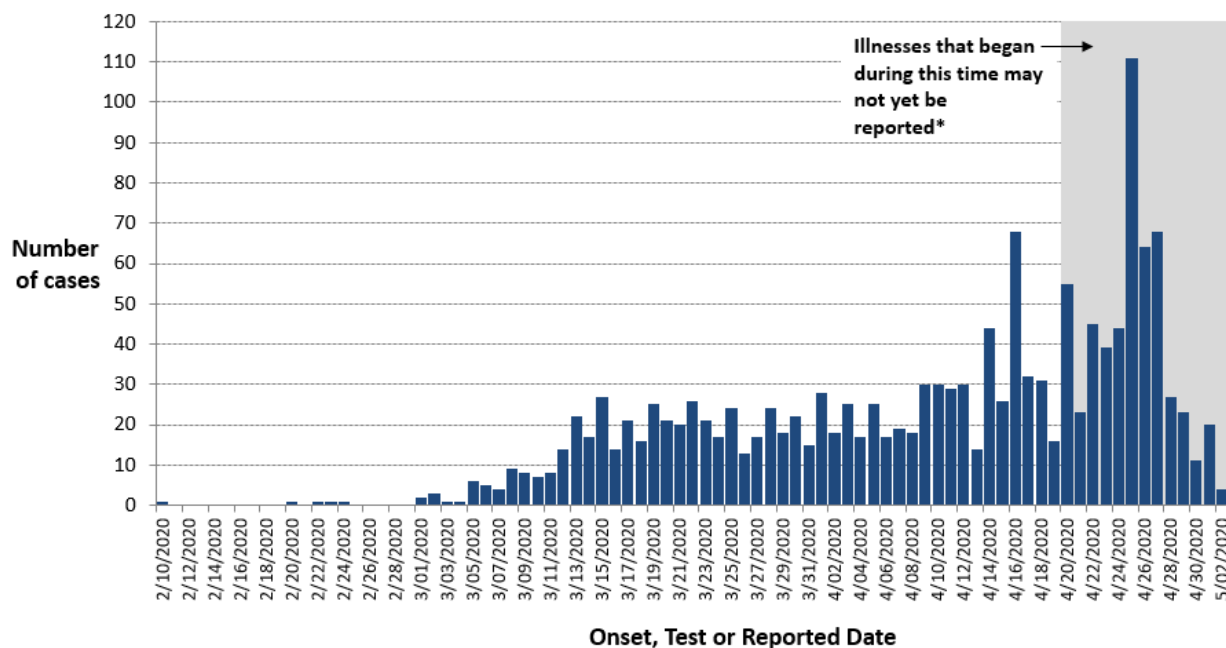


Notes:

1. Data are from Ontario Data Catalogue of confirmed positive cases of COVID19 in Ottawa downloaded 10:30 am on May 4, representing data pulled from the COD as of 2:00 p.m. on May 3 2020.
2. Five dates prior to February 2020 were inaccurate and were corrected based on case management files.
3. The onset date is the earliest of symptom onset, laboratory testing, and reporting dates. This means that in the graphs, cases are shown based on when the person's symptoms started, or if that is not known, the date that they were tested. If the test date is not known, the date that the case was reported to public health is used. As the case is investigated and more information is available, the dates in the graph are updated.
4. Confirmed cases are those with a confirmed COVID-19 laboratory result as per the Ministry of Health Public health management of cases and contacts of COVID-19 in Ontario. March 25, 2020 version 6.0.
5. A patient's exposure may have occurred up to 14 days prior to onset of symptoms.
6. *Symptomatic cases occurring in approximately the last 14 days are likely under-reported due to the time for individuals to seek medical assessment, availability of testing, and receipt of test results.



Figure 2. Epidemiological curve of Ottawa residents with confirmed COVID-19, by the EARLIEST of onset, test and reported date (n=1,504)



Notes:

1. Data are from Ontario Data Catalogue of confirmed positive cases of COVID19 in Ottawa downloaded 10:30am on May 4, representing data pulled from the COD as of 2:00 p.m. on May 3, 2020.
2. Five dates prior to February 2020 were inaccurate and were corrected based on case management files.
3. The onset date is the earliest of symptom onset, laboratory testing, and reporting dates. This means that in the graphs, cases are shown based on when the person's symptoms started, or if that is not known, the date that they were tested. If the test date is not known, the date that the case was reported to public health is used. As the case is investigated and more information is available, the dates in the graph are rev.
4. Confirmed cases are those with a confirmed COVID-19 laboratory result as per the Ministry of Health Public health management of cases and contacts of COVID-19 in Ontario. March 25, 2020 version 6.0.
5. A patient's exposure may have occurred up to 14 days prior to onset of symptoms.
6. *Symptomatic cases occurring in approximately the last 14 days are likely under-reported due to the time for individuals to seek medical assessment, availability of testing, and receipt of test results.



Case Characteristics

Table 1. Age and gender of Ottawa residents with confirmed COVID-19

Measure	Number	Percentage
Case count	1,504	-
Change from previous report	21	1% increase
Age		
<20 years	50	3%
20 to 29 years	153	10%
30 to 39 years	200	13%
40 to 49 years	211	14%
50 to 59 years	221	15%
60 to 69 years	198	13%
70 to 79 years	132	9%
80 to 89 years	193	13%
90+ years	146	10%
Unknown	0	0%
Gender		
Female	878	58%
Male	618	41%
Unknown	8	<1%

Notes:

1. Data are from Ontario Data Catalogue of confirmed positive cases of COVID19 in Ottawa downloaded 10:30 am on May 4, representing data pulled from the COD as of 2:00 p.m. on May 3, 2020.
2. Confirmed cases are those with a confirmed COVID-19 laboratory result as per the Ministry of Health Public health management of cases and contacts of COVID-19 in Ontario. March 25, 2020 version 6.0.



Table 2. Outcome of disease for Ottawa residents with confirmed COVID-19

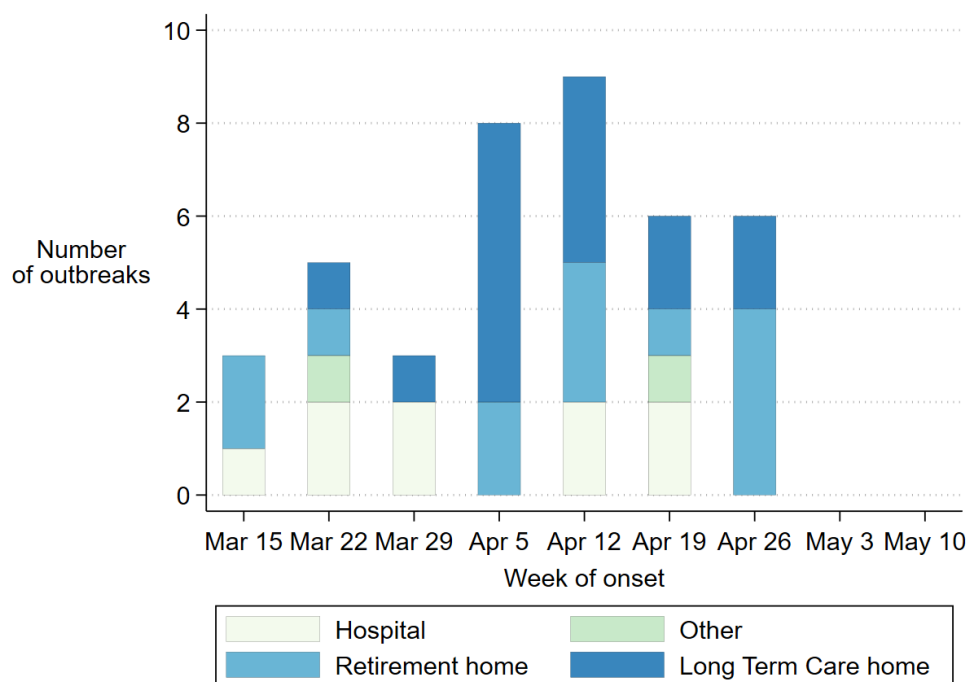
Measure	Number	Percentage
All cases	1,504	-
Ongoing	511	34%
Deaths	127	8%
Resolved ³	866	58%

Notes:

1. Data are from Ontario Data Catalogue of confirmed positive cases of COVID19 in Ottawa downloaded 10:30 am on May 4, representing data pulled from the COD as of 2:00 p.m. on May 3, 2020.
2. Confirmed cases are those with a confirmed COVID-19 laboratory result as per the Ministry of Health Public health management of cases and contacts of COVID-19 in Ontario. March 25, 2020 version 6.0.
3. As per provincial practice, cases that are 14 days past symptom onset (if available) or 14 days past the episode date are classified as resolved for non-fatal cases that are not currently listed as hospitalized. Cases are also classified as resolved if the case is reported as "recovered" in the COD. This represents a change from all previous reports that relied solely on the classification in the COD/iPHIS and increases the number classified as Resolved.

Outbreaks

Figure 3. Total number of COVID-19 outbreaks in Ottawa institutions²



Notes:

1. Data from iPHIS as of 4:00 pm on May 3, 2020.
2. 16 outbreaks are closed and 24 are active. Investigation and data entry are ongoing.
3. Institutions include long-term care homes, retirement homes, group homes (other) and public hospitals.



Data Notes & Sources

Data extracted represent a snapshot at the time of extraction and may differ in previous or subsequent reports. These data sources are used:

- 1) Case information
 - a. Data are from [Ontario Data Catalogue](#) of confirmed positive cases of COVID19 in Ottawa downloaded 10:30am on May 4, representing data pulled from the Ottawa Public Health COVID-19 Ottawa Database (COD) as of 2:00 p.m. on May 3, 2020.
- 2) Outbreak information
 - a. Ontario Ministry of Health, integrated Public Health Information System (iPHIS), extracted by Ottawa Public Health at 4:00 p.m. each day.

iPHIS and the COD are dynamic disease reporting systems that allow for ongoing updates to data previously entered. Data extracted from these databases represent a snapshot at the time of extraction and can be different in previous or subsequent reports.

Please use the following citation when referencing this document:

Ottawa Public Health. COVID-19 Epidemiology Update. May 4, 2020. Ottawa (ON): Ottawa Public Health; 2020.

For further information about COVID-19 in Ottawa, visit ottawapublichealth.ca.



Data Tables

Data Table for Figures 1

Earliest of Onset, Test or Reported Date	Cumulative Number of Ottawa Residents with Confirmed COVID-19
2/10/2020	1
2/11/2020	1
2/12/2020	1
2/13/2020	1
2/14/2020	1
2/15/2020	1
2/16/2020	1
2/17/2020	1
2/18/2020	1
2/19/2020	1
2/20/2020	2
2/21/2020	2
2/22/2020	3
2/23/2020	4
2/24/2020	5
2/25/2020	5
2/26/2020	5
2/27/2020	5
2/28/2020	5
2/29/2020	5
3/01/2020	7
3/02/2020	10
3/03/2020	11
3/04/2020	12
3/05/2020	18
3/06/2020	23
3/07/2020	27
3/08/2020	36
3/09/2020	44
3/10/2020	51



Earliest of Onset, Test or Reported Date	Cumulative Number of Ottawa Residents with Confirmed COVID-19
3/11/2020	59
3/12/2020	73
3/13/2020	95
3/14/2020	112
3/15/2020	139
3/16/2020	153
3/17/2020	174
3/18/2020	190
3/19/2020	215
3/20/2020	236
3/21/2020	256
3/22/2020	282
3/23/2020	303
3/24/2020	320
3/25/2020	344
3/26/2020	357
3/27/2020	374
3/28/2020	398
3/29/2020	416
3/30/2020	438
3/31/2020	453
4/01/2020	481
4/02/2020	499
4/03/2020	524
4/04/2020	541
4/05/2020	566
4/06/2020	583
4/07/2020	602
4/08/2020	620
4/09/2020	650
4/10/2020	680
4/11/2020	709



Earliest of Onset, Test or Reported Date	Cumulative Number of Ottawa Residents with Confirmed COVID-19
4/12/2020	739
4/13/2020	753
4/14/2020	797
4/15/2020	823
4/16/2020	891
4/17/2020	923
4/18/2020	954
4/19/2020	970
4/20/2020	1025
4/21/2020	1048
4/22/2020	1093
4/23/2020	1132
4/24/2020	1176
4/25/2020	1287
4/26/2020	1351
4/27/2020	1419
4/28/2020	1446
4/29/2020	1469
4/30/2020	1480
5/01/2020	1500
5/02/2020	1504
5/03/2020	1504



Data table for Figure 2

Earliest of Onset, Test or Reported Date	Daily Total of Ottawa Residents with Confirmed COVID-19
2/10/2020	1
2/11/2020	0
2/12/2020	0
2/13/2020	0
2/14/2020	0
2/15/2020	0
2/16/2020	0
2/17/2020	0
2/18/2020	0
2/19/2020	0
2/20/2020	1
2/21/2020	0
2/22/2020	1
2/23/2020	1
2/24/2020	1
2/25/2020	0
2/26/2020	0
2/27/2020	0
2/28/2020	0
2/29/2020	0
3/01/2020	2
3/02/2020	3
3/03/2020	1
3/04/2020	1
3/05/2020	6
3/06/2020	5
3/07/2020	4
3/08/2020	9
3/09/2020	8
3/10/2020	7
3/11/2020	8



Earliest of Onset, Test or Reported Date	Daily Total of Ottawa Residents with Confirmed COVID-19
3/12/2020	14
3/13/2020	22
3/14/2020	17
3/15/2020	27
3/16/2020	14
3/17/2020	21
3/18/2020	16
3/19/2020	25
3/20/2020	21
3/21/2020	20
3/22/2020	26
3/23/2020	21
3/24/2020	17
3/25/2020	24
3/26/2020	13
3/27/2020	17
3/28/2020	24
3/29/2020	18
3/30/2020	22
3/31/2020	15
4/01/2020	28
4/02/2020	18
4/03/2020	25
4/04/2020	17
4/05/2020	25
4/06/2020	17
4/07/2020	19
4/08/2020	18
4/09/2020	30
4/10/2020	30
4/11/2020	29
4/12/2020	30



Earliest of Onset, Test or Reported Date	Daily Total of Ottawa Residents with Confirmed COVID-19
4/13/2020	14
4/14/2020	44
4/15/2020	26
4/16/2020	68
4/17/2020	32
4/18/2020	31
4/19/2020	16
4/20/2020	55
4/21/2020	23
4/22/2020	45
4/23/2020	39
4/24/2020	44
4/25/2020	111
4/26/2020	64
4/27/2020	68
4/28/2020	27
4/29/2020	23
4/30/2020	11
5/01/2020	20
5/02/2020	4
5/03/2020	0



Data Table for Figure 3

Week of symptom onset	Number of outbreaks in Ottawa hospitals	Number of outbreaks in other Ottawa institutions	Number of outbreaks in Ottawa retirement homes	Number of outbreaks in long-term care/ nursing homes in Ottawa
Mar 15	1	0	2	0
Mar 22	2	1	1	1
Mar 29	2	0	0	1
Apr 05	0	0	2	6
Apr 12	2	0	3	4
Apr 19	2	1	1	2
Apr 26	0	0	4	2
May 03	0	0	0	0
May 10				
May 17				
May 24				
May 31				
Jun 07				
Jun 14				
Jun 21				
Jun 28				
Jul 05				
Jul 12				
Jul 19				
Jul 26				
Aug 02				
Aug 09				
Aug 16				
Aug 23				

